



ULTRASOUND-ASSISTED ADSORPTION Hg (II) USING KAOLIN ADSORBENTS MODIFIED WITH ANIONIC SURFACTANT

Alfian Putra¹ , Zaimahwati¹, Rizal Syahyadi², Teuku Rihayat¹, Rima Dhinta Dewi Astuti¹, Isra Adelya Izzati¹

¹ Department of Chemical Engineering, Lhokseumawe State Polytechnic, Jl. Medan - Banda Aceh No. Km. 280, RW. Buketrata, Punteut Mosque, Blang Mangat, Lhokseumawe City, Aceh 24301, Indonesia

² Department of Civil Engineering, Lhokseumawe State Polytechnic, Jl. Medan - Banda Aceh No. Km. 280, RW. Buketrata, Punteut Mosque, Blang Mangat, Lhokseumawe City, Aceh 24301, Indonesia



ABSTRACT

This study aims to test the reservoir wastewater containing domestic waste using a modified kaolinite adsorbent with Alkyl Benzene Sulfonate surfactant using ultrasonic technology (KM). First, the adsorbent to be used is characterized using several different techniques such as SEM analysis, and FTIR and the calculation of the efficiency of the adsorbent concerning contact time with wastewater. Meanwhile, the wastewater tested was tested for the effect of contact time on TDS and PH. The results of the analysis show that the maximum waste reduction efficiency occurs in modified kaolin (KM), where adsorption occurs faster than in unmodified natural kaolin (PK). The maximum percentage is 84, 21% for metal removal efficiency using modified kaolin at a contact time of 45 minutes and a weight of 1.8 g of adsorbent, while kaolin without modification has an efficiency of 62.47% at a contact time of 80 minutes and a weight of 1.8 g of adsorbent. The contact time test on the TDS value of wastewater that has been adsorbed with KM shows that the TDS value is getting lower over time, which indicates the Hg (II) ion has been dispersed and fused so that the Hg (II) metal in the water is reduced. The use of the adsorption method with the help of ultrasonic technology is proven to be more efficient in accelerating the removal of Hg (II) ions by increasing the surface dispersion of the adsorbent with metal ions in water. The contact time test on the TDS value of wastewater that has been adsorbed with KM shows that the TDS value is getting lower over time, which indicates the Hg (II) ion has been dispersed and fused so that the Hg (II) metal in the water is reduced. The use of the adsorption method with the help of ultrasonic technology is proven to be more efficient in accelerating the removal of Hg (II) ions by increasing the surface dispersion of the adsorbent with metal ions in water.

Received 23 September 2022
Accepted 24 October 2022
Published 14 November 2022

Corresponding Author

Alfian Putra,
alfianputra2021@gmail.com

DOI [10.29121/granthaalayah.v10.i10.2022.4829](https://doi.org/10.29121/granthaalayah.v10.i10.2022.4829)

Funding: This research received no specific grant from any funding agency in the public, commercial, or not-for-profit sectors.

Copyright: © 2022 The Author(s). This work is licensed under a [Creative Commons Attribution 4.0 International License](https://creativecommons.org/licenses/by/4.0/).

With the license CC-BY, authors retain the copyright, allowing anyone to download, reuse, re-print, modify, distribute, and/or copy their contribution. The work must be properly attributed to its author.

Keywords: Kaolinite, Adsroben, Ultrasonic Assisted, Metal Hg, TDS



1. INTRODUCTION

A reservoir is a place for waste disposal originating from city buildings, be it from hospitals, government agencies, and also from households in urban areas. This reservoir is also located in the city, so it is often a tourist destination, but the waste that flows into this reservoir based on testing from the local environmental service contains dangerous metals, which if these metals touch humans will have a bad impact. for humans. The dangers of heavy metal mercury to humans if exposed to high levels can permanently damage the brain, kidneys, and developing fetus. [Adhinugroho \(2018\)](#) Effects on brain function cause irritability, shyness, tremors, vision or hearing changes, and memory problems. Meanwhile, short-term exposure to high levels of mercury vapor causes lung damage, nausea, vomiting, diarrhea, increased blood pressure or heart rate, skin rashes, and eye irritation. This waste can be handled using several conventional methods such as chemical deposition of membranes, filtration, coagulation, chemical extraction, ion exchange, etc. However, this conventional technique has several disadvantages such as high energy requirements, sensitive operating conditions, and low efficiency. [Putri et al. \(2022\)](#)

Figure 1



Figure 1 Several Types of Adsorbents [Putri et al. \(2022\)](#)

To overcome this drawback, the adsorption method is considered as one of the most economical and efficient processes for removing harmful metal ions, due to its availability, low cost, and operation. [Estrada et al. \(2016\)](#) [Mahmoodi et al. \(2019\)](#) [Mahmoodi, N. M. \(2014\)](#). This process involves separating a substance from one phase and collecting it on another surface. This method is effective in removing toxic pollutants, even at low concentrations, and is easy to operate. [Udin \(2017\)](#), [Siyal et al. \(2018\)](#) Adsorption is often accompanied by an inversion-desorption process, which represents the transfer of adsorbate ions to solution from the adsorbent surface. The reversibility of adsorption can depend on the amount of adsorbate that is adsorbed from the adsorbent, the more adsorbate is adsorbed, the more reversible the adsorption process. [Ridwan \(2018\)](#), [Singh \(2016\)](#) Kaolin is one of the adsorbents that is often used in the metal ion adsorption process. [Leal et al. \(2017\)](#).

Kaolin ($\text{Al}_2\text{Si}_2\text{HAI}(\text{OH})$) or kaolinite is an alternative material that can be used as an adsorbent. Kaolin has a low expansion, high chemical stability, and cation exchange capacity. Kaolin is classified into trioctahedral and dioctahedral minerals. [Nugraha and Kulsum \(2017\)](#), [Coelho et al. \(2014\)](#). Kaolin has potential as an adsorbent because it is cheap, safe, and easy to obtain, and is available worldwide in rock as a crystalline structure. [Santhosh et al. \(2016\)](#), [Rao et al. \(2014\)](#). However,

the absorption ability of kaolin as an adsorbent is still low when compared to zeolite, activated charcoal, and bentonite. [Mishra \(2014\)](#), Efforts need to be made to increase the adsorption ability of kaolin, namely by using surfactants as modifying agents.

The weathering process in the formation of kaolin occurs at or near the soil surface, which mostly occurs in igneous rocks. [Gupta et al. \(2016\)](#), [Emam et al. \(2017\)](#). The hydrothermal alteration process occurs because hydrothermal solution flows through fractures, faults, and other permeable areas while converting limestone into kaolin deposits. [Gupta et al. \(2016\)](#), [Mouni et al. \(2018\)](#), [Mustapha et al. \(2019\)](#) Kaolin deposits consist of two kinds, namely residues and sediments. Residual kaolin, this type is found where it forms with the parent rock, has not undergone displacement, is crystal regular, and ion substitution is rare. [Safitri et al. \(2020\)](#), [Mudzielwana et al. \(2019\)](#) Kaolin sediments, have been displaced by water, wind, glaciers, deposited in basins, and irregular crystals. The structure of kaolin can be seen in [Figure 2](#).

The surface of the kaolinite crystal has a constant negative charge and does not depend on pH (permanent charge). The negative charge comes from atomic substitution in the crystal structure which does not affect the crystal structure, for example, the presence of an Al atom with a +3 charge replacing a Si atom with a +4 charge causes the kaolinite skeleton to be less. positive charge or excess negative charge. [Sodeifian and Ali \(2018\)](#), [Roosta et al. \(2017\)](#), [Suryani et al. \(2020\)](#).

Figure 2

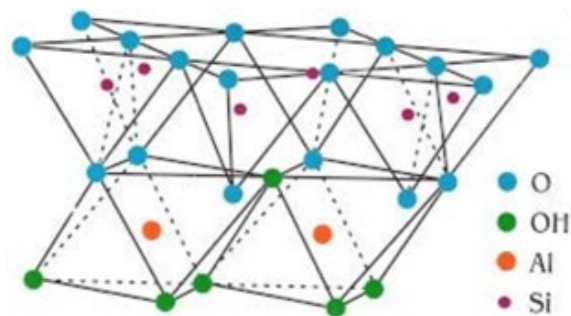


Figure 2 Kaolinite Structure [Singh \(2016\)](#)

This modification enhances anion absorption through ion exchange. Based on [research18](#), natural kaolin was successfully modified through surfactant intercalation Alkyl Benzene Sulfonate (ABS) to the interlayers. The modified adsorbent showed a maximum adsorption capacity of 2.3 and 2.88 m²/g. That is, the help of ultrasonic technology can significantly improve the adsorption ability of the adsorbent. Ultrasonic has proven to be a very useful tool in breaking the relationship between adsorbent and adsorbate and intensifying the mass transfer process. [Raya and Zakir \(2014\)](#), [Jeeva et al. \(2019\)](#), [Wu et al. \(2015\)](#).

Ultrasonic technology has the advantages of low operating costs and no negative impact on the environment. This technique has the effect of increasing the adsorption capacity of the adsorbent up to two times with the help of ultrasonic speed which in the process increases the surface area of the adsorbent. II). Later, the wastewater to be adsorbed will be tested for TDS and PH to see the effectiveness of the adsorbent. [Suryani et al. \(2018\)](#), [Pakaya \(2020\)](#).

2. METHODOLOGY AND CHARACTERIZATION

2.1. MATERIALS

Kaolin is taken from Nisam, North Aceh. N-Methyl-2-pyrrolidone (NMP) was purchased from Merck and Polyethersulfone (PESf) as a binder was purchased by Amoco Chemicals and Article 135 (CRODA). Raw kaolin and PESf were heated to 100 °C in an oven to remove the adsorbed moisture and used without purification. Then, kaolin was activated using 1N HCl for one hour, then washed and dried in an oven at 85 °C, sieved through a 110 mesh sieve, and then stored in a desiccator before use. Alkyl Benzene Sulfonate (ABS) purchased from Merck was used as a surfactant. The wastewater used in this study was taken from the Lhokseumawe City Reservoir Waste. A sampling of the reservoir waste water on the edge and the reservoir water has been tested to contain mercury and several other metals. Wastewater samples were filtered using filter paper to remove suspended solids before testing.

2.2. METHODOLOGY

2.2.1. KAOLIN SYNTHESIS WITH ABS SURFACTANT

Before being synthesized, kaolin was activated with 1 M HCl, 120 g of activated kaolin was added to a surfactant solution of Alkyl Benzene Sulfonate (ABS) (80 mL) and the mixture was put into a shaker incubator at 35 oC and 150 rpm for 24 hours. The resulting residue was washed with distilled water several times to remove excess surfactant. The residue obtained was then dried in an oven at a temperature of 60 oC for 12 hours and then ground using a mortar and pestle to pass a 115 mesh sieve. KM modification used as much as 1.8 g, as well as PK, weighed as much as 1.8 g. Each adsorbent was irradiated by ultrasonic with a 100 ml reservoir waste sample.

2.3. CHARACTERIZATION

Modified kaolin was characterized by SEM before and after the adsorption process. The physicochemical properties of the samples were determined by Fourier to transform infrared spectroscopy (FT-IR), pH measurements were performed using a pH meter every 10 minutes and TDS measurements were performed using a TDS instrument. The ultrasonic device used is a heating system (Elmasonic, Italy) at a frequency of 60 Hz and a power of 130 W is used for ultrasound-assisted adsorption procedures. The adsorption of metal ions Hg(II) from water with modified kaolin using the ultrasonic technique was studied to find the optimal adsorbent dose, pH, TDS, and sonication time as well as the initial concentration of Hg (II). The solution containing the metal ion Hg²⁺ was mixed with natural kaolin and modified kaolin adsorbent at a certain pH (adjusted with acetate buffer) in an ultrasonic bath for varying times. Then the adsorbent was immediately separated from the solution and the remaining concentration of Hg(II) ion was measured by atomic absorption spectrophotometer. Mathematically the number of Hg (II) ions adsorbed at equilibrium conditions (Q_e , mg g⁻¹) is obtained by using Equation 1:

$$Q_e = \frac{(C_o - C_e)V}{M}$$

Equation 1

Where, C_0 and C_e are the initial and equilibrium concentrations of Hg (II) (mg L⁻¹), and V and M are the volume of solution (ml) and mass of adsorbent (g). [Roosta et al. \(2017\)](#).

3. RESULTS AND DISCUSSION

3.1. ADSORBENT CHARACTERIZATION

3.1.1. CHARACTERIZATION OF THE SCREENING ELECTRON MICROSCOPE (SEM)

[Table 1](#) presents the surface area of BET, pore diameter, and pore volume of PK and KM. The analysis revealed that after modification with ABS surfactant, the total surface area of kaolin clay minerals decreased drastically from 19.12 m²/g to 9.32 m²/g. On the other hand, the pore diameter and pore volume increased from 0.04 cc/g to 0.08 cc/g and 9.47 to 24.30 nm, respectively. The increase in pore diameter and pore volume as well as a decrease in the surface area caused by surfactants that fill most of the space on the clay surface results in an increase in pore volume and pore diameter. The result obtained in this study is twice the surface area of 4.3 m²/g reported by Lee et al., [Rihayat et al. \(2019\)](#), [Safitri et al. \(2020\)](#), [Mudzielwana et al. \(2019\)](#).

Table 1

Table 1 Surface Area, Pore Volume, and Pore Diameter of PK And KM

	BET surface area (m ² /g)	Pore volume (cc/g)	Pore diameter(nm)
PK	19.12	0.04	9.47
KM	9.32	0.08	24.30

The morphology observed by SEM for the kaolin-modified surfactant (SMK) produced by Ultrasonic-assisted is shown in [Figure 3](#). It was found that the kaolin-modified ABS surfactant was essentially homodisperse without aggregation and the nanocomposite had a cubic structure with an average diameter of about 100 nm. KM before the Hg (II) metal adsorption process showed that the KM surface still had many large pores [Figure 3\(a\)](#). Meanwhile, in the observation of KM after the Hg (II) metal adsorption process [Figure 3\(b\)](#), the cavities that have been crushed have small pores. These cavities and pores are formed due to the absorption of Hg (II) metal in KM.

Figure 3




Figure 3 SEM Analysis: Kaolin (a) Before and (b) After Adsorption

3.1.2. FOURIER TRANSFORM INFRA-RED (FTIR) CHARACTERIZATION

The FTIR spectrum of the material was used to determine the composition and pattern of functional groups. The FTIR spectra of natural kaolin (PK) and surfactant-modified kaolin (KM) are presented in Figure 4. For PK, the absorption bands at 3663.23 cm⁻¹ and 1626.17 cm⁻¹ show the -OH stretching vibration in water which is adsorbed by physics. The bands at 1012.50 cm⁻¹ and 961.54 cm⁻¹ were associated with the vibrations of the Si-OH and Al-OH bonds. The band at 1509.46 cm⁻¹ shows the vibration of the CC-C flex vibration associated with the methylene group. Bands at lower wavelengths show vibrations of Al-O-Si and Si-O-Si networks.

The spectrum of Alkyl Benzene Sulfonate shows a stronger absorption band in the region of 2893.51 and 2944.05 cm⁻¹, which is bound to the CH stretching bond in the -CH₃ and -CH₂ groups. The bands at 925.72 cm⁻¹ and 946.4 cm⁻¹ correspond to CN bond vibrations. It can be seen at the wavelengths of 2847.25 and 2975.31 cm⁻¹ that the kaolinite adsorbent was successfully modified which was assumed to be derived from the vibration of the CH bond. After mercury adsorption, no changes were observed in the modified kaolin spectrum. However, there is an increase in the transmission intensity of the band. This could be an indication that Hg(II) can result in higher adsorption affinity for contaminants

Figure 4

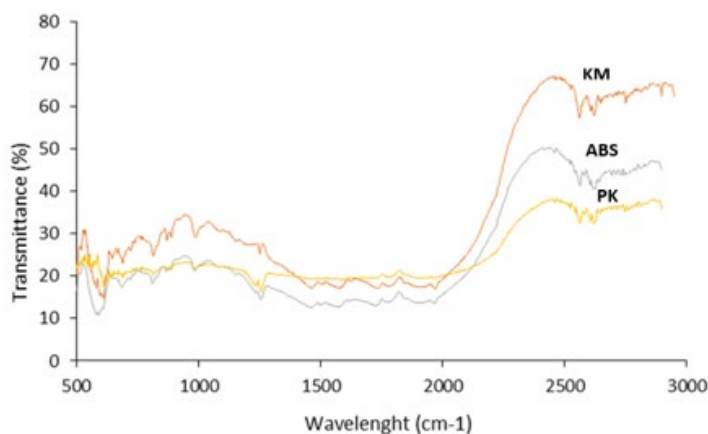


Figure 4 FTIR Spectrum

3.2. EFFECT OF CONTACT TIME

3.2.1. EFFECT OF CONTACT TIME ON NATURAL KAOLIN AND MODIFIED KAOLIN ON HG(II) ABSORPTION

Batch experiments were conducted to determine the adsorption efficiency and ultrasonic-assisted adsorption process to remove Hg (II) ions in the Lhokseumawe city dam waste. The contact time required to effectively remove the metal by the adsorbent is important to determine when the equilibrium time is reached. The effect of contact time on metal adsorption on KM and PK kaolin is shown in Figure 4. The results showed a very significant difference between KM adsorbent and PK adsorbent, KM was more efficient in the adsorption of Hg (II) compared to PK adsorbent.

The results of PK adsorption efficiency obtained the best results at a contact time of 80 minutes at 62.74%, while the best results of KM at a contact time of 45

minutes was 84.21%. This is because Hg (II) has been adsorbed on the pores of the KM adsorbent. After all, the molecules in the wastewater move faster so that the interaction between the KM adsorbent and metal ions occurs more frequently, the longer the ultrasonic contact time, the lower the absorption efficiency due to saturation. The adsorbent in adsorption of metal Hg(II).²⁹

Figure 5

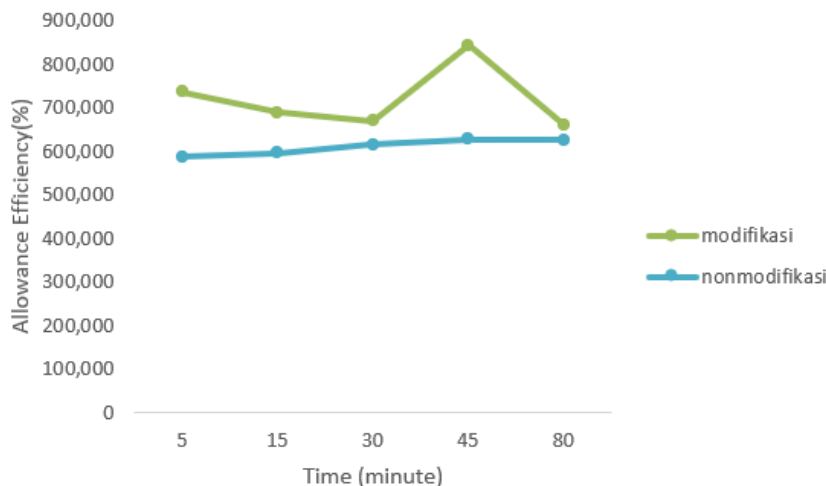


Figure 5 Effect of Contact Time on Hg (II) adsorption on KM and PK

3.2.2. EFFECT OF TIME ON PH AND TDS OF WASTEWATER

The mechanism for increasing the adsorption of kaolin adsorbents with the addition of surfactants is that the metal attaches to the surface of the kaolin forming interactions between the molecules on the kaolin and the surfactant. This interaction causes the formation of a new layer, thus forming a bilayer group which results in a lot of metal ions being adsorbed. In addition, the presence of surfactants also increases the number of ions present on the surface of the surfactant, so that the modified adsorbent captures more of the surrounding ions in the wastewater.

According to a study conducted by 31, adsorbed metal Cr(IV) using anionic surfactant-modified kaolin obtained an absorption efficiency of 95.08% at an optimal contact time of 180 minutes. the effect of using the high-speed ultrasonic technique in the adsorption process increases the surface area. This accelerates the movement of molecules so that the adsorption process occurs faster.³² This phenomenon is caused by cavitation (nucleation, growth, and collapse of small gas bubbles) and high-pressure variations induced during ultrasonic irradiation.³³

Table 2

Table 2 Measurement of PH and TDS			
No	Processing Time (minutes)	PH	TDS (mg/L)
1	10	4.5	600
2	20	5	560
3	30	6	570
4	40	7	437
5	50	7.3	421

Figure 6

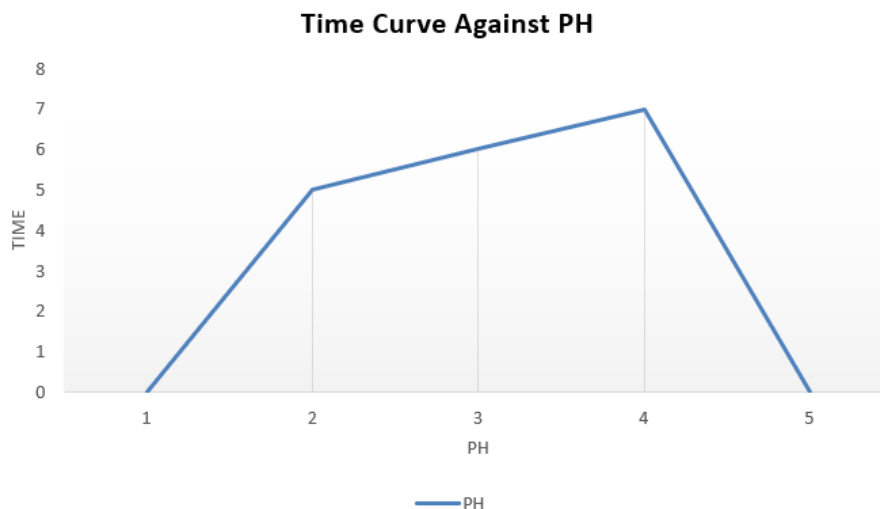


Figure 6 Contact Time Curve Against PH

Figure 7

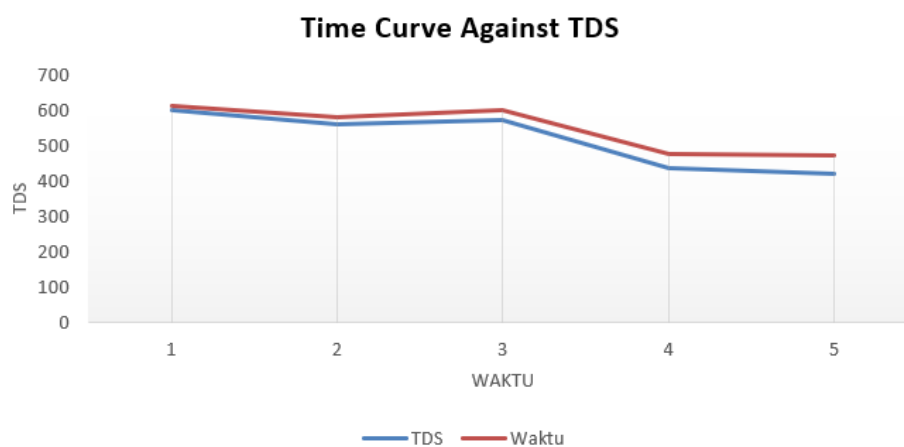


Figure 7 Contact Time Curve Against TDS

The contact time of the KM adsorbent with waste also affects its PH and TDS, from [Table 2](#) it can be seen that the PH and TDS recording time is every 10 minutes, the longer the contact time, the PH of the wastewater to its normal PH as well as the lower TDS value, this is because the longer the ultrasonic contact time, the efficiency of metal absorption decreases due to saturation of the adsorbent in adsorption of Hg(II) metal and causes the metals to be sedimented.

4. CONCLUSION

In this study, natural kaolin clay (PK) was successfully modified through intercalation of ABS surfactant to the interlayers and ultrasonic assistance to remove Hg²⁺ metal ions in water. The synthesized adsorbent showed the maximum adsorption efficiency of KM and PK were 84.21% and 62.74%, respectively. In this study, it was also proved that the ultrasonic adsorption method became a very useful tool in intensifying the mass transfer process and breaking the relationship

between the adsorbate and the adsorbent. In comparison, ultrasonic adsorption is higher and faster than the adsorption process. Also, the efficiency of the adsorbent can be modified, which can be seen from the results of the PH and TDS testing of wastewater, which the longer the contact time the value decreases. Also, kinetic studies show that the adsorption process follows a pseudo-second order.

CONFLICT OF INTERESTS

None.

ACKNOWLEDGMENTS

None.

REFERENCES

- Adhinugroho, P. (2018). Test the Effectiveness of Microorganisms (DDL-Lactobacillus) on the Wastewater Treatment Process from Setiabudi Reservoir-PD PAL Jaya. THESIS-2000.
- Anais, A., Maria, R., and Sun-Kou (2021). Comparative Study of Anion Removal Using Adsorbent Made from Homoionic Clay. *Environmental Nanotechnology, Monitoring and Management*, 15. <https://doi.org/10.1016/j.enmm.2021.100476>.
- Anirudhan, T.S., and Ramachandran, M. (2015). Removal of Basic Dye Adsorption from Aqueous Solution by Surfactant Modified Bentonite Clay (organoclay): Kinetic and Competitive Adsorption Isotherm. *Process Safety and Environmental Protection*, 95, 215-225. <https://doi.org/10.1016/j.psep.2015.03.003>.
- Ayisha Sidiqua, M., and Priya, V.S. (2021). Removal of Yellow Dye Using a Composite Bound Adsorbent Developed Using Natural Clay and Activated Carbon from Sapindus Seeds. *Biocatalysis and Agricultural Biotechnology*, 33. <https://doi.org/10.1016/j.bcab.2021.101965>.
- Azha, S. F., Shahadat, M., Ismail, S., Ali, S. W., Ahammad, S. Z. (2021). Prospects of Clay-Based Flexible Adsorbent Coatings as a Cleaner Production Technique Inwastewater Treatment, Challenges, and Issues : Overview. *Journal of the Taiwan Institute of Chemical Engineers*. 120, 178-206. <https://doi.org/10.1016/j.jtice.2021.03.018>.
- Coelho, G.F., Goncalves JR, A.C., Tarley, C.R.T., Casarin, J., Nacke, H., and Francziskowski, M.A. (2014). Removal of Metal Ions Cd (II), Pb (II), and Cr (III) from Water by Skin Anacardium Occidental Cashew Nuts. *Ecological Engineering*. 73, 514 - 525. <https://doi.org/10.1016/j.ecoleng.2014.09.103>.
- Emam, A.A., LFM Ismail, Abdel Khalek, M.A., and Rehan, A. (2017). Study of Adsorption of Several Heavy Metal Ions in Modified Kaolinite Clay. *International Journal of Advances in Engineering Technology*, 3, 152-163.
- Estrada, J. M., and Bhamidimarri, R. (2016). A Review of the Issues and Treatment Options for Wastewater from Shale Gas Extraction by Hydraulic Fracturing. *Fuel*, 182, 292-303. <https://doi.org/10.1016/j.fuel.2016.05.051>.
- Fainerman, V.B., Aksenenko, E.V., Kovalchuk, V.I., Mucic, N., Javadi, A., Liggieri, L., Schneck, E. (2020). A New View on Surfactant Adsorption at the Water/Alkane Interface - Competitive and Cooperative Effects of Surfactants and Molecules Alkane. *Advances in Colloidal and Interface Science*. 279. <https://doi.org/10.1016/j.cis.2020.102143>.

- Gupta, V.K., Tyagi, I., Agarwal, S., Moradi, O., Sadegh, H., Shahryari-Ghoshekandi, R., Makhlof, A.S.H., Goodarzi, M., and Garshasbi, A. (2016). Studies on Heavy Metal Ion Removal of Industrial Waste by Carbon Nanotubes : Effects of Surface Modification - A Review. *Critical Reviews in Environmental Science and Technology*, 46, 93-118. <https://doi.org/10.1080/10643389.2015.1061874>.
- Haroon, H., Ashfaq, T., Gardazi, S.M.H., Sherazi, T.A. Ali, M., Rasyid, N., Bilal, M. (2016). Kinetic and Thermodynamic Study of Cr (VI) Adsorption Equilibrium on New Adsorbent of Eucalyptus Camaldulensis Waste: Batch Reactor and Column. *Korean Journal of Chemical Engineering*, 33, 2898-2907. <https://doi.org/10.1007/s11814-016-0160-0>.
- Huan, Z., Qingdong, H., Wenting, Z., Fang, G., Lei, H., Wenbo, W. (2021). Superior Dye Removal with Recyclable Magnetic Silicate Fe₃O₄ Adsorbent Synthesized from Abundant Natural Mixed Clay. *Chemical Engineering Research and Design*, 175, 272-282. <https://doi.org/10.1016/j.cherd.2021.09.017>.
- Jeeva, M., Lakkaboyana, S.K., and WY, W.Z. (2019). Adsorption of Direct Brown 1 Dye Using Surfactant- Modified Kaolinite and Kaolinite. *Malaysian Geological Society Bulletin*, 67, 35-45. <https://doi.org/10.7186/bgsm67201905>.
- Leal, P.V., Magriotis, Z.M., Sales, P.F., Papini, R.M., Viana, P.R. (2017). Effect of Kaolinitic Acid Treatment Conditions on Ether Amine Adsorption : Comparative Analysis Using a Chamomile Tonic Tool. *Journal of Environmental Management*, 197, 393-403. <https://doi.org/10.1016/j.jenvman.2017.04.003>.
- Mahmoodi, N. M. (2014). Synthesis of Core-Shell Magnetic Adsorbent Nanoparticles and Selectivity Analysis for Binary System Dye Removal. *Journal of Industrial and Engineering Chemistry*, 20(4), 2050-2058. <https://doi.org/10.1016/j.jiec.2013.09.030>.
- Mahmoodi, N.M., Oveisi, M., Taghizadeh, A., Taghizadeh, M. (2019). New Magnetic Amine-Activated Organic Carbon Nanotubes/Metal Nanocomposites: from Green Ultrasound-Assisted Synthesis to Detailed Selective Pollutant Removal Models of Binary Systems. *Journal of Hazardous Materials*, 368, 746-759. <https://doi.org/10.1016/j.jhazmat.2019.01.107>.
- Mishra, S. P. (2014). Adsorption-desorption of heavy metal ions. *Current Science*, 107(4), 601-612.
- Mouni, L., Belkhir, L., Bollinger, J.C., Bouzaza, A., Assadi, A., Tirri, A., Remini, H. (2018). Removal of Methylene Blue From Aqueous Solution by Adsorption on Kaolin : Kinetic and Equilibrium Studies. *Applied Clay Science*, 153, 38-45. <https://doi.org/10.1016/j.clay.2017.11.034>.
- Mudzielwana, R., Gitari, M.W., and Ndungu, P. (2019). Performance Evaluation of Surfactant-Modified Kaolin Clay in the Adsorption of As (III) and As(V) from Groundwater: Adsorption Kinetics, Isotherms, and Thermodynamics. *Heliyon*, 5, 1-7. <https://doi.org/10.1016/j.heliyon.2019.e02756>.
- Mustapha, S., Ndamitso, M.M., Abdulkareem, A.S., Tijani, J.O., Mohammed, A.K., and Shuaib, D.T. (2019). Potential Use of Kaolin as a Natural Adsorbent to Remove Pollutants from Tannery Wastewater. *Heliyon*, 5, 1-9. <https://doi.org/10.1016/j.heliyon.2019.e02923>.
- Nugraha, I., and Kulsum, U. (2017). Synthesis and Characterization of Kaolin-ZVI (Zero Valent Iron) Composite Materials and their Application Tests as Cr (VI) Cation Adsorbents. *Journal of VALENCY Chemistry*, 3(1), 59-70. <https://doi.org/10.15408/jkv.v3i1.4650>
- Ogbu, I., Akpomie, K., Osunkunle, A., and Eze, S. (2019). Sawdust-kaolinite composite as efficient sorbent for heavy metal ions. *Bangladesh Journal of Scientific and*

- Industrial Research, 54(1), 99–110. <https://doi.org/10.3329/bjsir.v54i1.40736>
- Pakaya, K. (2020). Test Effectiveness Of Alu (Aluminum Sulfate) To Reduce Tds, Tss, And Ph Levels In Laundry Business Liquid Wastewater In Sub-District Central City, Gorontalo.Thesis,1(811415005).
- Putri, H. D., Elfidasari, D., Haninah, H., and Sugoro, I. (2022). Bahaya Kandungan Logam Berat (Cd, Hg, Pb) Pada Produk Olahan Pterigoplichthys Pardalis Asal Sungai Ciliwung Jakarta Bagi Kesehatan Manusia. *Jurnal Pengolahan Pangan*, 7(1), 7-13. <https://doi.org/10.31970/pangan.v7i1.61>.
- Rao, R.A.K., Ikram, S., Uddin, M.K. (2014). Removal of Cd (II) from Aqueous Solution by Exploring the\ Biosorption Characteristics of Gaozaban (Onosma Bracteatum). *Journal of Environmental Chemical Engineering*, 2(2), 1155-1164. <https://doi.org/10.1016/j.jece.2014.04.008>.
- Raya, S.I., and Zakir, M. (2014). Adsorption of Pb (II) Ions on Activated Carbon from Rice Husk, Exposed to Ultrasonic Waves : Kinetic and Thermodynamic Studies. *Journal of Natural Science Research*. 4(2), 4-9.
- Ridwan, Wirjosentono, B., Tamrin, Siburian, R., Rihayat, T., and Nurhanifa (2018). Modification of PLA/PCL/Aceh's Bentonite Nanocomposites as Biomedical Materials. *AIP Conference Proceedings*, 2049(1), 02008. <https://doi.org/10.1063/1.5082413>.
- Rihayat, T., and Suryani (2010). Synthesis and Properties of Biobased Polyurethane/Montmorillonite Nanocomposites. *International Journal of Materials and Metallurgical Engineering*, 4(5).
- Rihayat, T., Hadi, A. E., Aidy, N., Safitri, A., Siregar, J. P., Cionita, T., Irawan, A. P., et al. (2021). Biodegradation of Polylactic Acid-Based Bio Composites Reinforced with Chitosan and Essential Oils as Anti-Microbial Material for Food Packaging. *Polymers*, 13(22), 4019. MDPI AG. <http://dx.doi.org/10.3390/polym13224019>.
- Rihayat, T., Suryani, Satriananda, Ridwan, Nurhanifa, Putra, A., Audina, N., Yunus, M., Sariadi, Safari, Jalal, R., Khan, N. S. P., and Saifuddin (2018). Influence of Coating Polyurethane With Mixture of Bentonite and Chitosan Nanocomposites. *AIP Conference Proceedings*, 2049(1), 020020. <https://doi.org/10.1063/1.5082425>.
- Rihayat, T., Suryani, Zaimahwati, Salmyah, Sariadi, Fitria, Satriananda, Putra, A., Fona, Z., Juanda, Raudah, Safitri, A., Mawaddah, Nurhanifa, Riskina, S., and Syahputra, W., (2019). Composition of Extraction of Lemongrass Fragrant Essential Oil by Microwave Water Hydro Distillation Method on Dermatitis Perfume Production. <https://doi.org/10.1088/1757-899X/506/1/012053>
- Roosta, M., Ghaedi, M., Shokri, N., Daneshfar, A., Sahraei, R., Asghari, A. (2017). Optimization of the Ultrasonic/Adsorption Combined Method for the Removal of Malachite Green by Gold Nanoparticles Loaded on Activated Carbon : Experimental Design. *Spectrochimica Acta Part A: Molecular and Biomolecular Spectroscopy*. 118, 55-65. <https://doi.org/10.1016/j.saa.2013.08.082>.
- Safitri, N., Syahputra, R., Putri, K., Rihayat, T., Nurhanifa, A. (2020). Purifying Citronella Oil (Cymbopogon Nardus L) by Utilizing Sunlight Using Solar Cells (Photovoltaics). *IOP Conference Series: Material Science and Engineering*, 854, 012051. <https://doi.org/10.1088/1757-899X/854/1/012051>.
- Saleh, A.T., Sari, A., and Tuzen, M. (2016). Chitosan-Modified Vermiculite for As(III) Adsorption from Aqueous Solution: Equilibrium, Thermodynamic and Kinetic Studies.*Journal of Molecular Liquids*. 219, 937-945. <https://doi.org/10.1016/j.molliq.2016.03.060>.

- Santhosh, C., Velmurugan, V., Jacob, G., Jeong, S.K., Grace, A.N., Bhatnagar, A. (2016). The Role of Nanomaterials in Water Treatment Applications : A Review. *Chemical Engineering Journal*. 306, 1116 -1137. <https://doi.org/10.1016/j.cej.2016.08.053>.
- Singh, N., and Gupta, S.K. (2016). Heavy Metal Adsorption : A Review. *International Journal of Innovative Research in Science, Engineering and Technology*, 5(2), 2267 -2281.
- Siyal, A. A., Shamsuddin, M. R., Khan, M. I., Rabat, N. E., Zulfiqar, M., Man, Z., Siame, J., Azizlia, A. K. (2018). A Review on Geopolymers as Emerging Materials for the Adsorption of Heavy Metals and Dyes. *Journal of Environmental Management*, 224, 327-339. <https://doi.org/10.1016/j.jenvman.2018.07.046>.
- Sodeifian, G., and Ali, S. (2018). Utilization of Ultrasonic-Assisted Resolv (US-RESOLV) with Polymer Stabilizers for the Production of Amiodarone Hydrochloride Nanoparticles: Process Optimization. *Chemical Engineering Research and Design*. 142, 268-284. <https://doi.org/10.1016/j.cherd.2018.12.020>.
- Soltani, R. D. C., Jordi, S., Safari, M., and Rajaei, M.-S. (2016). Sonocatalysis Enhancement of Textile Wastewater Using Bentonite-Supported ZnO Nanoparticles: A Response Surface Methodology Approach. *Journal of Environmental Management*. 179, 47-57. <https://doi.org/10.1016/j.jenvman.2016.05.001>.
- Sun, K., Shi, Y., Chen, H., Wang, X., and Li, Z. (2015). Extending Surfactant-Modified 2:1 Clay Minerals for Absorption and Removal of Diclofenac from Water. *Journal of Hazardous Materials*, 323, 567-574. <https://doi.org/10.1016/j.jhazmat.2016.05.038>.
- Suryani, Agusnar, H., Wirjosentono, B., Rihayat, T., Nurhanifa (2018). Thermal Degradation of Aceh's Bentonite Reinforced Poly Lactic Acid (PLA) Based on Renewable Resources for Packaging Application. *AIP Conference Proceedings* 2049, 020040. <https://doi.org/10.1063/1.5082445>.
- Suryani, Agusnar, H., Wirjosentono, B., Rihayat, T., Nurhanifa (2018). Thermal Degradation of Acehnese Reinforced Poly Lactic Acid (PLA) Bentonite Based on Renewable Resources for Packaging Applications. *AIP Conference Proceedings*, 2049, 1-5. <https://doi.org/10.1063/1.5082445>.
- Suryani, Fitria, Rihayat, Teuku, Aidy, Nurhanifa, Hasnah, T, Y. R. (2020). Chitosan Modified Bio-Fibre Based Board as Antimicrobial and Anti-Crack Board. *IOP Conference Series: Material Science and Engineering*, 854. <https://doi.org/10.1088/1757-899X/854/1/012050>.
- Udin, M. K. (2017). Overview of Heavy Metal Adsorption by Clay Minerals, with Special Focus on the Last Decade. *Journal of Chemical Engineering*, 308, 438-62. <https://doi.org/10.1016/j.cej.2016.09.029>.
- Vargas, A., Cazetta, M., Kumita, T. Silva, V. Almeida (2011). Adsorption of Methylene Blue on Activated Carbon Produced from Flamboyant Pods ((D)elonix Regia) : A Study of Adsorption Isotherms and Kinetic Models. *Chemical Engineering Journal*. 168(2), 722-730. <https://doi.org/10.1016/j.cej.2011.01.067>.
- Wu, Q., You, R., Lv, Q., Xu, Y., You, W., Yu, Y. (2015). Efficient Simultaneous Removal of Cu (II) and Cr²⁰⁷²⁻ from Aqueous Solution by Renewable Amphoteric Functional Mesoporous Silica. *Chemical Engineering Journal*. 281, 491-501. <https://doi.org/10.1016/j.cej.2015.07.019>.